



**SNJB (Jain Gurukul's)**  
**K.K.H. Abad Arts, S.M.G. Lodha Commerce & S.P.H. Jain Science College**  
**Neminagar, Chandwad-423101, Dist.-Nashik, Maharashtra**



Establishment 27/11/1928

(Affiliated to Savitribai Phule Pune University) Id. No.PU/NS/AC/015/1970

(02556) Off. 252125 Res.252126 Tel. Fax:02556-252125

• P. O. Box No.: 6 • E-mail : [alcccchandwad@yahoo.co.in](mailto:alcccchandwad@yahoo.co.in)

• Website : [www.acschandwadcollege.com](http://www.acschandwadcollege.com)

DST-FIST Funded (2018-19)

UGC-NSQF Courses (B.Voc. & CC)

Best College Award by Savitribai Phule Pune University (2015-16)

**4.2.4 Number per day usage of library by teachers and students (foot falls and login data for online access)(Data for the latest completed academic year)**

4.2.4.1 Number of teachers and students using library per day over last one year

Data Requirement

- Upload last page of accession register details
- Method of computing per day usage of library (teachers and students)

$$= \frac{\text{Total Books Circulation ( Lib. S/W Report) + Reading Hall Attendance/ Visits (UTS Report)}}{\text{Total No. of working days}}$$

- Number of users using library through e-access (teachers and students) (101+141+85)  
Yearly : 327  
Monthly (12 Months) : 27  
Weekly (52 Weeks) : 06  
Per Day (6 days per Week) : 01

- Number of physical users accessing library (teachers and students)

$$= \frac{\text{Total Books Circulation (115153) + Reading Hall Attendance/ Visits (52060)}}{\text{Total No. of working days (290)}} \\ = \frac{167213}{290} \\ = 577 \text{ Per day}$$

- Any additional information

**Average usage of the library by the college** = Total no. of teachers & students in each day for all working days / Total no. of working days

**Average usage of the library by the college** =  $\frac{167213 \text{ Physical users} + 137 \text{ e-access}}{290 \text{ Total No. of working days}}$

**Librarian**

K.K.H.A. Arts, S.M.G.L. Commerce  
& S.P.H.J. Science College, Chandwad  
Dist. Nashik

**IQAC**

**COORDINATOR**  
Internal Quality Assessment Cell  
SNJB's K.K.H.A.Arts, S.M.G.L. Commerce  
& S.P.H.J. Science College,  
Chandwad-423 101 Dist-Nashik

$$= \frac{167350}{290} \\ = 577 \text{ Per day}$$

**Principal**

K.K.H.A. Arts, S.M.G.L. Commerce  
& S.P.H.J. Science College, Chandwad  
Dist. Nashik

Date: 01/07/2022 to 30/06/2023

**Date Wise Attendance Summary**

Page 1 of 4

Date	Attendance		Date	Attendance		Date	Attendance
01/07/2022	13		12/08/2022	81		26/09/2022	63
02/07/2022	57		13/08/2022	60		27/09/2022	90
04/07/2022	100		16/08/2022	5		28/09/2022	166
05/07/2022	47		17/08/2022	36		29/09/2022	192
06/07/2022	97		18/08/2022	13		30/09/2022	227
07/07/2022	50		19/08/2022	27		01/10/2022	154
08/07/2022	58		20/08/2022	35		03/10/2022	161
09/07/2022	72		22/08/2022	7		04/10/2022	202
11/07/2022	20		23/08/2022	32		05/10/2022	27
12/07/2022	31		24/08/2022	32		06/10/2022	235
13/07/2022	78		25/08/2022	46		07/10/2022	205
14/07/2022	70		27/08/2022	35		08/10/2022	245
15/07/2022	25		29/08/2022	68		10/10/2022	287
16/07/2022	61		30/08/2022	18		11/10/2022	285
18/07/2022	126		01/09/2022	42		12/10/2022	270
19/07/2022	79		02/09/2022	62		13/10/2022	345
20/07/2022	159		03/09/2022	72		14/10/2022	234
21/07/2022	58		05/09/2022	54		15/10/2022	288
22/07/2022	163		06/09/2022	69		17/10/2022	262
23/07/2022	24		07/09/2022	18		18/10/2022	247
25/07/2022	97		08/09/2022	143		19/10/2022	260
26/07/2022	48		10/09/2022	65		20/10/2022	296
27/07/2022	69		12/09/2022	69		21/10/2022	264
28/07/2022	122		13/09/2022	90		22/10/2022	234
29/07/2022	81		14/09/2022	96		29/10/2022	1
30/07/2022	58		15/09/2022	75		31/10/2022	197
01/08/2022	92		16/09/2022	98		01/11/2022	228
02/08/2022	57		17/09/2022	73		02/11/2022	283
03/08/2022	84		19/09/2022	95		03/11/2022	281
04/08/2022	23		20/09/2022	145		04/11/2022	273
05/08/2022	168		21/09/2022	183		05/11/2022	234
06/08/2022	14		22/09/2022	183		07/11/2022	334
08/08/2022	106		23/09/2022	176		08/11/2022	12
10/08/2022	18		24/09/2022	187		09/11/2022	342

**Date Wise Attendance Summary**

Date	Attendance		Date	Attendance		Date	Attendance
10/11/2022	337		27/12/2022	148		13/02/2023	294
11/11/2022	340		28/12/2022	157		14/02/2023	284
12/11/2022	378		29/12/2022	240		15/02/2023	149
14/11/2022	364		30/12/2022	315		16/02/2023	277
15/11/2022	427		31/12/2022	292		17/02/2023	210
16/11/2022	385		02/01/2023	337		20/02/2023	233
17/11/2022	348		03/01/2023	296		21/02/2023	225
18/11/2022	386		04/01/2023	328		22/02/2023	199
19/11/2022	390		05/01/2023	313		23/02/2023	190
21/11/2022	462		06/01/2023	355		24/02/2023	162
22/11/2022	375		07/01/2023	350		25/02/2023	154
23/11/2022	476		09/01/2023	443		27/02/2023	231
24/11/2022	387		10/01/2023	257		28/02/2023	259
25/11/2022	481		11/01/2023	305		01/03/2023	221
26/11/2022	406		12/01/2023	244		02/03/2023	226
28/11/2022	527		13/01/2023	477		03/03/2023	128
29/11/2022	427		14/01/2023	271		04/03/2023	94
30/11/2022	699		16/01/2023	209		06/03/2023	142
01/12/2022	661		17/01/2023	300		08/03/2023	274
02/12/2022	553		18/01/2023	320		09/03/2023	220
03/12/2022	504		19/01/2023	374		10/03/2023	137
05/12/2022	633		20/01/2023	349		11/03/2023	149
06/12/2022	491		21/01/2023	243		13/03/2023	230
07/12/2022	470		23/01/2023	257		14/03/2023	257
08/12/2022	59		24/01/2023	298		15/03/2023	303
09/12/2022	157		25/01/2023	296		16/03/2023	202
10/12/2022	120		26/01/2023	8		17/03/2023	145
12/12/2022	130		27/01/2023	286		18/03/2023	213
13/12/2022	94		28/01/2023	314		20/03/2023	180
14/12/2022	106		30/01/2023	112		21/03/2023	191
15/12/2022	133		01/02/2023	525		23/03/2023	193
16/12/2022	87		02/02/2023	334		24/03/2023	160
17/12/2022	103		03/02/2023	297		25/03/2023	125
19/12/2022	114		04/02/2023	132		27/03/2023	76
20/12/2022	127		06/02/2023	117		28/03/2023	9
21/12/2022	99		07/02/2023	398		29/03/2023	8
22/12/2022	109		08/02/2023	188		03/04/2023	155
23/12/2022	112		09/02/2023	313		04/04/2023	64
24/12/2022	97		10/02/2023	1		06/04/2023	232
26/12/2022	172		11/02/2023	90		07/04/2023	244


**Date Wise Attendance Summary**

Date	Attendance		Date	Attendance		Date	Attendance
08/04/2023	240		29/05/2023	38			
10/04/2023	224		30/05/2023	13			
11/04/2023	310		31/05/2023	27			
12/04/2023	84		01/06/2023	45			
13/04/2023	341		02/06/2023	38			
15/04/2023	30		03/06/2023	29			
17/04/2023	363		05/06/2023	101			
18/04/2023	37		07/06/2023	47			
19/04/2023	208		08/06/2023	222			
20/04/2023	244		09/06/2023	112			
21/04/2023	312		10/06/2023	79			
24/04/2023	154		12/06/2023	98			
25/04/2023	155		13/06/2023	104			
26/04/2023	196		14/06/2023	106			
27/04/2023	210		15/06/2023	102			
28/04/2023	208		16/06/2023	112			
29/04/2023	246		17/06/2023	66			
02/05/2023	354		19/06/2023	115			
03/05/2023	345		20/06/2023	59			
04/05/2023	365		21/06/2023	67			
05/05/2023	375		22/06/2023	57			
06/05/2023	187		23/06/2023	51			
08/05/2023	186		24/06/2023	49			
09/05/2023	52		26/06/2023	51			
10/05/2023	162		27/06/2023	78			
11/05/2023	83		28/06/2023	29			
12/05/2023	106		30/06/2023	29			
13/05/2023	254						
15/05/2023	87						
16/05/2023	63						
17/05/2023	102						
18/05/2023	61						
19/05/2023	106						
20/05/2023	76						
22/05/2023	80						
23/05/2023	18						
24/05/2023	33						
25/05/2023	33						
26/05/2023	28						
27/05/2023	19						

Date Wise Attendance Summary

289 Days	52060	Avg: 180.14
----------	-------	-------------

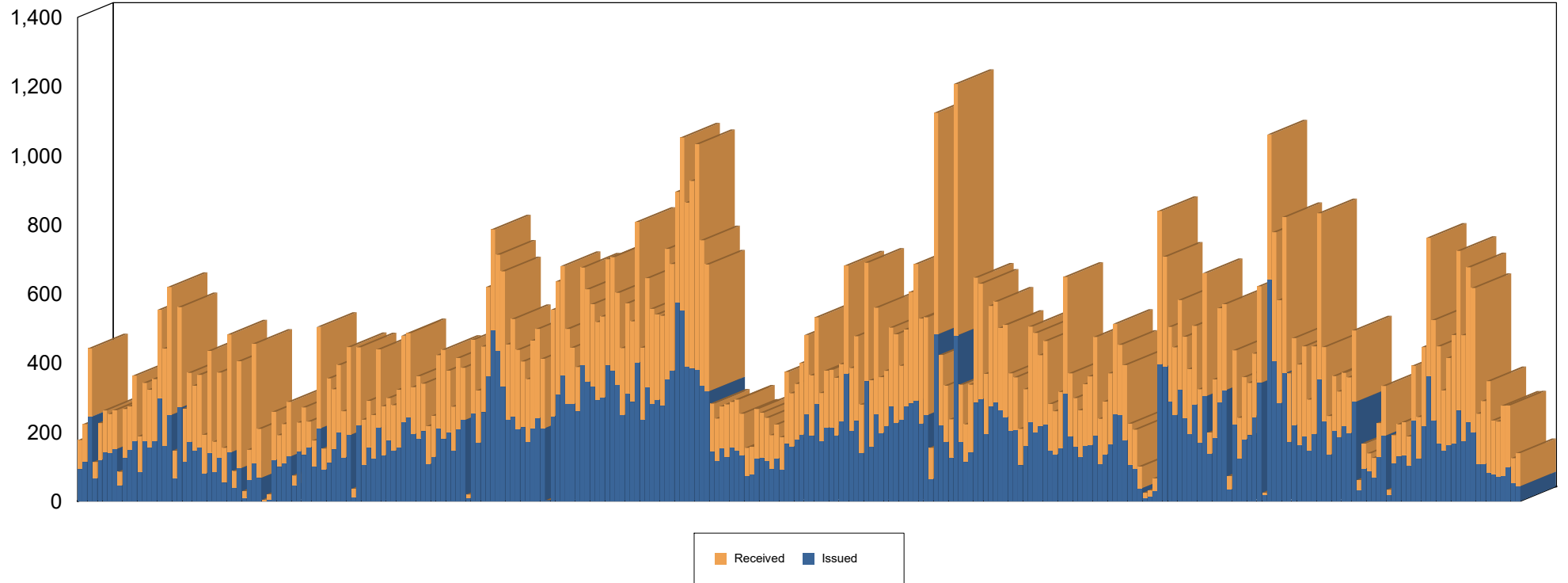


  
**Principal**  
K.K.H.A. Arts, S.M.G.L. Commerce  
& S.P.H.J. Science College, Chandwad  
Dist. Nashik

S.N.J.B. ASHRAM'S  
**KKHA ARTS, SMGL COMMERCE & SPHJ SCIENCE SENIOR AND SPDS JUNIOR COLLEGE**  
 CHANDWAD

Date: 01/07/2022 to 30/06/2023

## Circulation Graph



**Date Wise Circulation Summary Report**

Date	Issued Materials				Received Materials				Total Transactio	Remark
	To Issue	Reference	Book Bank	Total	By Issue	Reference	Book Bank	Total		
01/07/2022	89	4	0	93	80	4	0	84	177	
02/07/2022	111	2	0	113	108	2	0	110	223	

**Date Wise Circulation Summary Report**

Date	Issued Materials				Received Materials				Total Transactio	Remark
	To Issue	Reference	Book Bank	Total	By Issue	Reference	Book Bank	Total		
04/07/2022	238	7	0	245	191	6	0	197	442	
05/07/2022	66	0	0	66	46	1	0	47	113	
06/07/2022	118	2	0	120	104	2	0	106	226	
07/07/2022	140	1	0	141	120	1	0	121	262	
08/07/2022	138	1	0	139	112	1	0	113	252	
09/07/2022	150	1	0	151	111	1	0	112	263	
11/07/2022	44	1	0	45	37	1	2	40	85	
12/07/2022	123	2	0	125	140	2	0	142	267	
13/07/2022	147	2	0	149	123	2	0	125	274	
14/07/2022	172	2	0	174	187	2	0	189	363	
15/07/2022	84	1	0	85	91	1	11	103	188	
16/07/2022	172	2	0	174	165	3	0	168	342	
18/07/2022	151	4	0	155	164	3	0	167	322	
19/07/2022	173	0	0	173	180	0	0	180	353	
20/07/2022	297	1	0	298	256	0	0	256	554	
21/07/2022	159	1	0	160	279	2	0	281	441	
22/07/2022	249	1	0	250	370	0	0	370	620	
23/07/2022	67	0	0	67	78	1	0	79	146	
25/07/2022	269	0	3	272	289	0	0	289	561	
26/07/2022	114	1	0	115	152	1	0	153	268	
27/07/2022	171	0	0	171	200	0	0	200	371	
28/07/2022	145	2	0	147	185	2	0	187	334	
29/07/2022	155	0	0	155	208	0	2	210	365	
30/07/2022	81	0	0	81	111	0	0	111	192	
01/08/2022	140	0	0	140	284	0	11	295	435	

## Date Wise Circulation Summary Report

Page 3 of 13

Date	Issued Materials				Received Materials				Total Transactio	Remark
	To Issue	Reference	Book Bank	Total	By Issue	Reference	Book Bank	Total		
02/08/2022	82	2	0	84	86	2	0	88	172	
03/08/2022	125	1	0	126	245	1	0	246	372	
04/08/2022	53	0	0	53	101	0	0	101	154	
05/08/2022	142	0	0	142	339	0	1	340	482	
06/08/2022	38	0	0	38	49	0	0	49	87	
08/08/2022	96	0	0	96	308	1	0	309	405	
09/08/2022	10	0	0	10	19	0	0	19	29	
10/08/2022	62	0	0	62	87	0	0	87	149	
12/08/2022	110	0	0	110	309	0	36	345	455	
13/08/2022	67	0	0	67	118	0	24	142	209	
15/08/2022	0	0	0	0	4	0	0	4	4	
16/08/2022	5	0	0	5	15	0	0	15	20	
17/08/2022	119	1	0	120	126	0	13	139	259	
18/08/2022	99	0	0	99	64	0	28	92	191	
19/08/2022	108	2	0	110	105	2	6	113	223	
20/08/2022	130	0	0	130	139	0	18	157	287	
22/08/2022	46	0	0	46	28	0	0	28	74	
23/08/2022	142	3	0	145	79	3	0	82	227	
24/08/2022	132	2	0	134	108	3	26	137	271	
25/08/2022	156	0	0	156	74	0	0	74	230	
27/08/2022	100	1	0	101	63	1	10	74	175	
29/08/2022	210	1	0	211	277	1	15	293	504	
30/08/2022	86	5	0	91	56	5	0	61	152	
01/09/2022	109	2	0	111	200	2	42	244	355	
02/09/2022	148	1	1	150	163	1	10	174	324	



Date Wise Circulation Summary Report

Date	Issued Materials				Received Materials				Total Transactio	Remark
	To Issue	Reference	Book Bank	Total	By Issue	Reference	Book Bank	Total		
03/09/2022	198	1	0	199	194	1	0	195	394	
05/09/2022	127	0	0	127	103	0	30	133	260	
06/09/2022	191	1	0	192	254	0	0	254	446	
07/09/2022	12	0	0	12	24	0	0	24	36	
08/09/2022	211	8	0	219	217	9	0	226	445	
10/09/2022	104	2	0	106	128	2	0	130	236	
12/09/2022	156	0	0	156	133	0	1	134	290	
13/09/2022	124	1	0	125	123	1	0	124	249	
14/09/2022	211	2	0	213	225	1	0	226	439	
15/09/2022	128	5	0	133	137	5	0	142	275	
16/09/2022	174	1	0	175	122	1	0	123	298	
17/09/2022	145	1	0	146	107	1	24	132	278	
19/09/2022	147	7	1	155	145	7	15	167	322	
20/09/2022	229	1	0	230	176	2	71	249	479	
21/09/2022	237	5	0	242	203	5	36	244	486	
22/09/2022	192	3	0	195	132	3	0	135	330	
23/09/2022	169	13	0	182	137	13	30	180	362	
24/09/2022	201	1	0	202	138	0	0	138	340	
26/09/2022	107	1	0	108	108	0	1	109	217	
27/09/2022	127	1	0	128	117	2	0	119	247	
28/09/2022	207	4	0	211	206	5	0	211	422	
29/09/2022	177	3	0	180	237	2	19	258	438	
30/09/2022	198	2	0	200	175	3	0	178	378	
01/10/2022	146	0	0	146	127	0	0	127	273	
03/10/2022	206	2	0	208	204	2	0	206	414	

## Date Wise Circulation Summary Report

Page 5 of 13

Date	Issued Materials				Received Materials				Total Transactio	Remark
	To Issue	Reference	Book Bank	Total	By Issue	Reference	Book Bank	Total		
04/10/2022	230	1	4	235	150	1	0	151	386	
05/10/2022	8	0	0	8	11	0	0	11	19	
06/10/2022	254	0	0	254	205	0	8	213	467	
07/10/2022	166	1	2	169	147	1	3	151	320	
08/10/2022	254	3	0	257	187	3	0	190	447	
10/10/2022	360	2	0	362	256	2	0	258	620	
11/10/2022	339	1	155	495	283	1	7	291	786	
12/10/2022	284	2	149	435	270	2	6	278	713	
13/10/2022	307	0	24	331	329	0	5	334	665	
14/10/2022	219	2	15	236	215	1	2	218	454	
15/10/2022	234	3	7	244	279	3	1	283	527	
17/10/2022	208	0	0	208	228	1	1	230	438	
18/10/2022	208	0	6	214	190	0	0	190	404	
19/10/2022	170	2	0	172	179	2	0	181	353	
20/10/2022	212	0	0	212	253	0	0	253	465	
21/10/2022	239	2	0	241	257	0	0	257	498	
22/10/2022	210	1	0	211	199	2	0	201	412	
29/10/2022	3	0	0	3	0	0	0	0	3	
31/10/2022	246	0	0	246	308	0	0	308	554	
01/11/2022	310	0	0	310	326	0	0	326	636	
02/11/2022	331	1	33	365	313	2	0	315	680	
03/11/2022	281	0	0	281	216	0	1	217	498	
04/11/2022	236	1	45	282	161	1	0	162	444	
05/11/2022	207	2	51	260	126	2	0	128	388	
07/11/2022	341	1	52	394	271	1	10	282	676	

## Date Wise Circulation Summary Report

Page 6 of 13

Date	Issued Materials				Received Materials				Total Transactio	Remark
	To Issue	Reference	Book Bank	Total	By Issue	Reference	Book Bank	Total		
09/11/2022	333	3	10	346	263	3	1	267	613	
10/11/2022	324	1	7	332	233	1	4	238	570	
11/11/2022	273	1	18	292	225	1	0	226	518	
12/11/2022	284	0	16	300	234	0	0	234	534	
14/11/2022	391	2	0	393	306	1	0	307	700	
15/11/2022	354	1	22	377	326	1	2	329	706	
16/11/2022	313	0	23	336	267	0	0	267	603	
17/11/2022	243	0	6	249	194	0	0	194	443	
18/11/2022	305	1	6	312	259	1	1	261	573	
19/11/2022	286	1	0	287	232	1	0	233	520	
21/11/2022	390	0	12	402	406	0	0	406	808	
22/11/2022	234	0	2	236	208	0	0	208	444	
23/11/2022	328	0	2	330	314	0	1	315	645	
24/11/2022	272	1	9	282	274	1	0	275	557	
25/11/2022	293	1	0	294	244	1	2	247	541	
26/11/2022	276	0	0	276	260	0	0	260	536	
28/11/2022	353	1	0	354	375	1	0	376	730	
29/11/2022	354	3	21	378	305	3	0	308	686	
30/11/2022	574	0	1	575	320	0	0	320	895	
01/12/2022	548	3	1	552	496	3	1	500	1052	
02/12/2022	386	1	2	389	474	0	1	475	864	
03/12/2022	370	2	12	384	542	1	0	543	927	
05/12/2022	377	0	3	380	653	0	0	653	1033	
06/12/2022	323	0	11	334	419	2	0	421	755	
07/12/2022	311	3	4	318	364	3	0	367	685	

## Date Wise Circulation Summary Report

Page 7 of 13

Date	Issued Materials				Received Materials				Total Transactio	Remark
	To Issue	Reference	Book Bank	Total	By Issue	Reference	Book Bank	Total		
08/12/2022	139	2	2	143	139	0	0	139	282	
09/12/2022	114	3	0	117	117	5	0	122	239	
10/12/2022	154	0	0	154	120	0	0	120	274	
12/12/2022	126	0	1	127	152	0	1	153	280	
13/12/2022	155	1	0	156	130	1	0	131	287	
14/12/2022	136	0	11	147	147	0	0	147	294	
15/12/2022	127	1	4	132	121	0	0	121	253	
16/12/2022	72	0	0	72	81	1	0	82	154	
17/12/2022	77	1	0	78	72	1	6	79	157	
19/12/2022	123	0	0	123	144	0	0	144	267	
20/12/2022	126	0	0	126	130	0	0	130	256	
21/12/2022	116	0	0	116	125	0	0	125	241	
22/12/2022	92	1	0	93	97	1	0	98	191	
23/12/2022	124	0	0	124	98	0	0	98	222	
24/12/2022	92	0	0	92	93	0	0	93	185	
26/12/2022	162	2	2	166	207	1	0	208	374	
27/12/2022	157	1	0	158	153	1	0	154	312	
28/12/2022	176	2	0	178	159	2	0	161	339	
29/12/2022	191	2	0	193	205	2	0	207	400	
30/12/2022	251	1	0	252	227	1	1	229	481	
31/12/2022	188	1	0	189	174	1	0	175	364	
02/01/2023	282	0	0	282	250	0	0	250	532	
03/01/2023	173	1	0	174	138	1	0	139	313	
04/01/2023	210	2	1	213	162	2	1	165	378	
05/01/2023	213	0	0	213	168	0	0	168	381	

## Date Wise Circulation Summary Report

Page 8 of 13

Date	Issued Materials				Received Materials				Total Transactio	Remark
	To Issue	Reference	Book Bank	Total	By Issue	Reference	Book Bank	Total		
06/01/2023	191	0	0	191	166	0	0	166	357	
07/01/2023	231	0	0	231	165	0	0	165	396	
09/01/2023	367	3	0	370	309	3	0	312	682	
10/01/2023	203	0	0	203	182	0	0	182	385	
11/01/2023	231	1	0	232	244	1	0	245	477	
12/01/2023	139	0	0	139	140	0	0	140	279	
13/01/2023	347	0	0	347	343	0	0	343	690	
14/01/2023	158	0	0	158	192	0	0	192	350	
16/01/2023	250	0	2	252	308	0	0	308	560	
17/01/2023	196	1	1	198	159	1	1	161	359	
18/01/2023	217	0	0	217	158	1	1	160	377	
19/01/2023	272	2	0	274	225	3	0	228	502	
20/01/2023	228	0	0	228	255	0	0	255	483	
21/01/2023	231	4	0	235	153	4	0	157	392	
23/01/2023	273	2	0	275	220	2	0	222	497	
24/01/2023	282	0	1	283	321	0	1	322	605	
25/01/2023	289	1	0	290	395	1	0	396	686	
27/01/2023	224	0	0	224	303	0	1	304	528	
28/01/2023	249	1	0	250	282	0	0	282	532	
30/01/2023	63	1	0	64	88	2	0	90	154	
01/02/2023	482	1	0	483	632	0	9	641	1124	
02/02/2023	219	0	0	219	204	0	0	204	423	
03/02/2023	171	0	0	171	163	0	0	163	334	
04/02/2023	125	1	0	126	110	1	0	111	237	
07/02/2023	479	1	0	480	727	0	0	727	1207	

## Date Wise Circulation Summary Report

Page 9 of 13

Date	Issued Materials				Received Materials				Total Transactio	Remark
	To Issue	Reference	Book Bank	Total	By Issue	Reference	Book Bank	Total		
08/02/2023	171	0	0	171	159	0	7	166	337	
09/02/2023	113	0	0	113	109	0	0	109	222	
11/02/2023	141	0	0	141	196	0	0	196	337	
13/02/2023	285	0	0	285	348	0	14	362	647	
14/02/2023	296	0	0	296	320	0	13	333	629	
15/02/2023	192	2	0	194	172	2	0	174	368	
16/02/2023	274	0	0	274	284	0	7	291	565	
17/02/2023	286	0	0	286	291	0	0	291	577	
20/02/2023	263	0	0	263	234	0	4	238	501	
21/02/2023	243	0	0	243	256	0	11	267	510	
22/02/2023	201	2	0	203	165	2	0	167	370	
23/02/2023	196	9	0	205	145	0	8	153	358	
24/02/2023	104	0	0	104	105	0	0	105	209	
25/02/2023	161	0	0	161	163	0	0	163	324	
27/02/2023	229	0	0	229	276	0	0	276	505	
28/02/2023	199	0	0	199	287	1	0	288	487	
01/03/2023	215	1	0	216	204	2	0	206	422	
02/03/2023	221	1	0	222	209	1	31	241	463	
03/03/2023	147	0	0	147	123	0	11	134	281	
04/03/2023	136	0	0	136	123	0	1	124	260	
06/03/2023	150	3	0	153	154	2	7	163	316	
08/03/2023	310	1	0	311	326	1	11	338	649	
09/03/2023	185	2	0	187	180	3	0	183	370	
10/03/2023	158	0	0	158	140	0	0	140	298	
11/03/2023	129	0	0	129	134	0	0	134	263	

## Date Wise Circulation Summary Report

Page 10 of 13

Date	Issued Materials				Received Materials				Total Transactio	Remark
	To Issue	Reference	Book Bank	Total	By Issue	Reference	Book Bank	Total		
13/03/2023	161	0	0	161	172	0	5	177	338	
14/03/2023	162	0	0	162	186	0	13	199	361	
15/03/2023	187	1	1	189	285	1	0	286	475	
16/03/2023	107	0	0	107	130	0	1	131	238	
17/03/2023	136	0	0	136	148	0	4	152	288	
18/03/2023	164	0	0	164	206	0	0	206	370	
20/03/2023	252	0	0	252	249	0	12	261	513	
21/03/2023	248	1	0	249	184	10	9	203	452	
23/03/2023	176	0	0	176	211	0	7	218	394	
24/03/2023	106	0	0	106	118	0	0	118	224	
25/03/2023	93	1	0	94	109	0	4	113	207	
27/03/2023	37	0	0	37	59	0	4	63	100	
28/03/2023	9	0	0	9	15	0	0	15	24	
29/03/2023	14	0	0	14	17	0	0	17	31	
03/04/2023	30	0	0	30	36	0	0	36	66	
04/04/2023	395	1	0	396	426	0	18	444	840	
06/04/2023	390	1	0	391	314	2	0	316	707	
07/04/2023	288	0	0	288	216	0	0	216	504	
08/04/2023	249	0	0	249	196	0	0	196	445	
10/04/2023	322	0	0	322	259	0	1	260	582	
11/04/2023	240	0	0	240	234	0	2	236	476	
12/04/2023	192	3	0	195	183	2	2	187	382	
13/04/2023	277	3	0	280	222	3	2	227	507	
15/04/2023	169	0	0	169	151	0	4	155	324	
17/04/2023	299	0	6	305	352	1	2	355	660	

## Date Wise Circulation Summary Report

Page 11 of 13

Date	Issued Materials				Received Materials				Total Transactio	Remark
	To Issue	Reference	Book Bank	Total	By Issue	Reference	Book Bank	Total		
18/04/2023	137	0	0	137	61	1	0	62	199	
19/04/2023	184	0	0	184	168	0	0	168	352	
20/04/2023	286	0	0	286	272	0	0	272	558	
21/04/2023	321	0	1	322	247	0	1	248	570	
22/04/2023	34	0	0	34	39	0	0	39	73	
24/04/2023	222	0	0	222	214	0	0	214	436	
25/04/2023	122	1	0	123	117	1	0	118	241	
26/04/2023	175	2	3	180	177	2	0	179	359	
27/04/2023	190	1	0	191	150	1	0	151	342	
28/04/2023	243	0	0	243	184	0	0	184	427	
29/04/2023	343	0	0	343	279	0	0	279	622	
01/05/2023	18	0	0	18	7	0	0	7	25	
02/05/2023	639	2	1	642	414	1	4	419	1061	
03/05/2023	405	0	0	405	372	1	0	373	778	
04/05/2023	282	0	2	284	298	0	0	298	582	
05/05/2023	371	1	0	372	444	0	6	450	822	
06/05/2023	166	4	1	171	194	5	0	199	370	
08/05/2023	221	0	0	221	249	0	2	251	472	
09/05/2023	162	1	0	163	231	1	0	232	395	
10/05/2023	187	1	0	188	259	1	0	260	448	
11/05/2023	145	2	0	147	145	2	0	147	294	
12/05/2023	192	2	0	194	246	2	6	254	448	
13/05/2023	351	2	0	353	478	2	0	480	833	
15/05/2023	232	0	0	232	213	0	1	214	446	
16/05/2023	134	1	0	135	111	0	0	111	246	




Date Wise Circulation Summary Report

Date	Issued Materials				Received Materials				Total Transactio	Remark
	To Issue	Reference	Book Bank	Total	By Issue	Reference	Book Bank	Total		
17/05/2023	203	0	0	203	158	1	0	159	362	
18/05/2023	183	2	0	185	130	2	0	132	317	
19/05/2023	217	0	0	217	154	0	0	154	371	
20/05/2023	195	2	0	197	159	2	0	161	358	
22/05/2023	288	0	0	288	206	0	0	206	494	
23/05/2023	32	0	0	32	29	0	0	29	61	
24/05/2023	93	1	0	94	72	1	0	73	167	
25/05/2023	84	2	0	86	50	2	0	52	138	
26/05/2023	67	2	0	69	54	2	0	56	125	
27/05/2023	129	0	0	129	97	0	0	97	226	
29/05/2023	186	4	0	190	140	3	0	143	333	
30/05/2023	17	1	0	18	14	1	0	15	33	
31/05/2023	107	2	0	109	81	1	0	82	191	
01/06/2023	128	1	0	129	91	2	0	93	222	
02/06/2023	133	1	0	134	94	1	0	95	229	
03/06/2023	104	0	0	104	82	1	0	83	187	
05/06/2023	230	3	0	233	156	3	0	159	392	
06/06/2023	123	0	0	123	117	0	3	120	243	
07/06/2023	218	0	0	218	227	0	1	228	446	
08/06/2023	362	1	0	363	398	1	0	399	762	
09/06/2023	233	0	0	233	291	0	0	291	524	
10/06/2023	168	0	0	168	278	0	2	280	448	
12/06/2023	147	0	0	147	173	0	1	174	321	
13/06/2023	162	0	0	162	246	0	6	252	414	
14/06/2023	167	0	0	167	296	0	18	314	481	

**Date Wise Circulation Summary Report**

Date	Issued Materials			Received Materials			Total Transactio	Remark		
	To Issue	Reference	Book Bank	Total	By Issue	Reference			Book Bank	Total
15/06/2023	261	1	0	262	389	1	72	462	724	
16/06/2023	172	1	0	173	289	1	17	307	480	
17/06/2023	227	0	1	228	449	0	0	449	677	
19/06/2023	197	2	0	199	369	2	47	418	617	
20/06/2023	107	1	0	108	141	1	3	145	253	
21/06/2023	108	0	0	108	172	0	9	181	289	
22/06/2023	83	0	0	83	245	0	19	264	347	
23/06/2023	78	0	0	78	145	0	11	156	234	
24/06/2023	71	0	0	71	131	0	28	159	230	
26/06/2023	74	0	0	74	177	0	25	202	276	
27/06/2023	99	0	0	99	168	0	10	178	277	
28/06/2023	52	0	0	52	72	0	0	72	124	
30/06/2023	43	0	0	43	91	0	5	96	139	
<b>290 Days</b>	<b>55725</b>	<b>293</b>	<b>777</b>	<b>56795</b>	<b>56991</b>	<b>294</b>	<b>1073</b>	<b>58358</b>	<b>115153</b>	<b>Avg: 397.08</b>



  
**Principal**  
 K.K.H.A. Arts, S.M.G.L. Commerce  
 & S.P.H.J. Science College, Chandwad  
 Dist. Nashik



Establishment 27/11/1928

**SNJB (Jain Gurukul's)**  
**K.K.H. Abad Arts, S.M.G. Lodha Commerce & S.P.H. Jain Science College**  
**Neminagar, Chandwad-423101, Dist.-Nashik, Maharashtra**

(Affiliated to Savitribai Phule Pune University) Id. No.PU/NS/AC/015/1970

(02556) Off. 252125 Res.252126 Tel. Fax:02556-252125

• P. O. Box No.: 6 • E-mail : [alcccchandwad@yahoo.co.in](mailto:alcccchandwad@yahoo.co.in)

• Website : [www.acschandwadcollege.com](http://www.acschandwadcollege.com)

DST-FIST Funded (2018-19)

UGC-NSQF Courses (B.Voc. & CC)

Best College Award by Savitribai Phule Pune University (2015-16)

Username	Month	Year	Page Views
rayatedipali@gmail.com	3	2023	2
santoshthakare80@gmail.com	3	2023	4
avakil791@gmail.com	2	2023	6
nirbhavanejayashree2000@gmail.com	2	2023	3
santoshthakare80@gmail.com	2	2023	3
durgeshdsonawane27@gmail.com	1	2023	7
avakil791@gmail.com	11	2022	14
kkishor1587@gmail.com	11	2022	2
avakil791@gmail.com	10	2022	11
kkishor1587@gmail.com	10	2022	8
avakil791@gmail.com	9	2022	11
kkishor1587@gmail.com	9	2022	24
santoshthakare80@gmail.com	9	2022	6
			101



**Principal**

K.K.H.A. Arts, S.M.G.L. Commerce  
& S.P.H.J. Science College, Chandwad  
Dist. Nashik

**SNJB (Jain Gurukul's)**  
**K.K.H. Abad Arts, S.M.G. Lodha Commerce & S.P.H. Jain Science College**  
**Neminagar, Chandwad-423101, Dist.-Nashik, Maharashtra**



Establishment 27/11/1928

(Affiliated to Savitribai Phule Pune University) Id. No. PU/NS/AC/015/1970

(02556) Off. 252125 Res. 252126 Tel. Fax: 02556-252125

• P. O. Box No.: 6 • E-mail : [alccchandwad@yahoo.co.in](mailto:alccchandwad@yahoo.co.in)

• Website : [www.acschandwadcollege.com](http://www.acschandwadcollege.com)


DST-FIST Funded (2018-19)

UGC-NSQF Courses (B.Voc. & CC)

Best College Award by Savitribai Phule Pune University (2015-16)

J-Gate Usage Report	
SNJB s Karmaveer KH Abad Arts, Shriman MG Lodha Commerce & Shriman PH Jain Science College	
From	07/2022
To	06/2023
Group Name	Total
TOTAL HITS	27
Total Logins / Sessions	5
Searches	21
Fulltext / Abstract Views	0
ILL Requests/Enquiries	0
TOC Browsing	1
Profiles Created	0
E mail Alerts	0
RSS Feeds	0
Others	0



  
**Principal**  
K.K.H.A. Arts, S.M.G.L. Commerce  
& S.P.H.J. Science College, Chandwad  
Dist. Nashik




Customer Log From :- 01/07/2021 To 30/06/2022

IM No :- IM-7007

Institute Name :- K. K. H. A. Arts, S. M. G. L. Commerce &amp; S. P. H. J. Science College

Sr.	From	To	Time Difference	Login Mode	Login IP
1	23/04/2022 07:26:50			Site	47.29.141.6
2	12/03/2022 07:55:05	12/03/2022 09:58:02	2 H, 2 M, 57 S	Site	117.254.196.143
3	08/02/2022 03:53:27			Site	117.254.196.143
4	03/02/2022 05:31:48			Site	117.254.196.143
5	02/12/2021 05:11:34			Site	117.254.196.143
6	30/11/2021 03:59:31			Site	117.254.196.143
7	28/08/2021 04:14:39			Site	117.254.196.143
8	15/07/2021 12:49:53			Site	164.100.247.22
9	15/07/2021 12:49:02	15/07/2021 12:49:45	0 H, 0 M, 43 S	Site	164.100.247.22



  
Principal  
K.K.H.A. Arts, S.M.G.L. Commerce  
& S.P.H.J. Science College, Chandwad  
Dist. Nashik